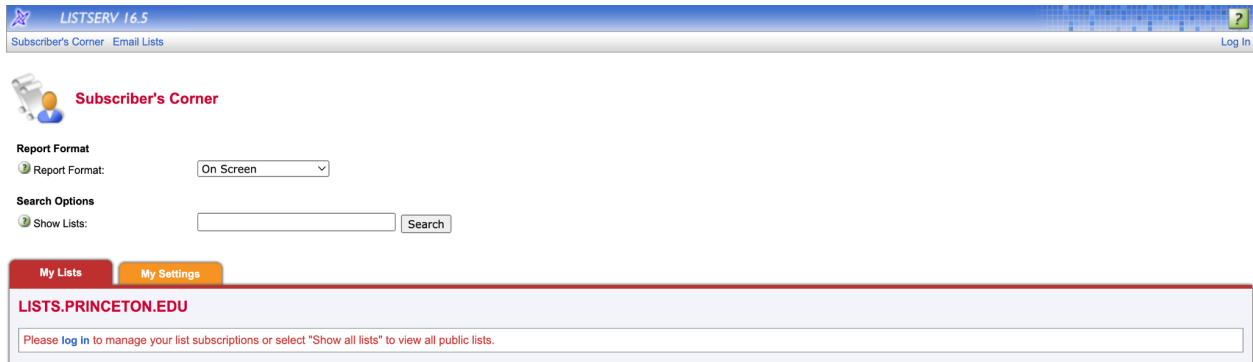


## Instructions for Subscribing to the Lawrence Spouse Listserv

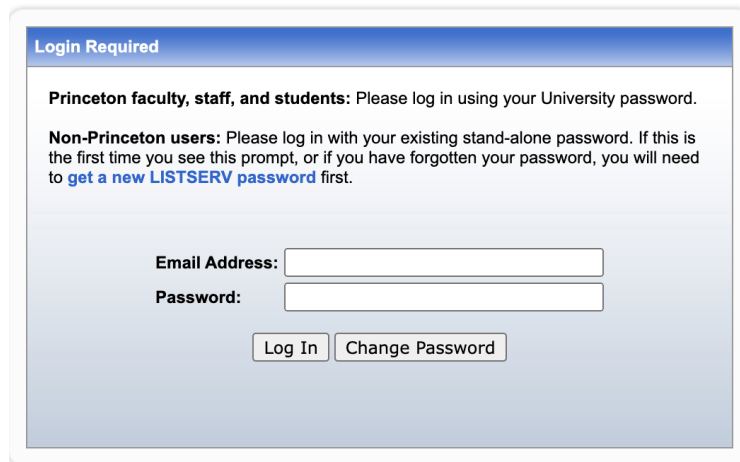
The Lawrence spouse listserv was created so that partners of students who reside in Lawrence can receive communications from the Lawrence Committee.

1. To begin signing up for the listserv, head to [Subscribers Corner](#).
2. Click on the 'log in' button.



The screenshot shows the LISTSERV 16.5 Subscriber's Corner interface. At the top, there is a navigation bar with "Subscriber's Corner" and "Email Lists" links, and a "Log In" button. Below this, the "Subscriber's Corner" section includes a "Report Format" dropdown menu set to "On Screen" and "Search Options" with a search box and a "Search" button. At the bottom, there are tabs for "My Lists" and "My Settings". The main content area displays "LISTS.PRINCETON.EDU" and a message: "Please log in to manage your list subscriptions or select 'Show all lists' to view all public lists."

3. Before you can log in, you will need to create a new password. Click on the 'get a new LISTSERV password' text in blue.



The screenshot shows a "Login Required" dialog box. It contains the following text: "Princeton faculty, staff, and students: Please log in using your University password." and "Non-Princeton users: Please log in with your existing stand-alone password. If this is the first time you see this prompt, or if you have forgotten your password, you will need to [get a new LISTSERV password](#) first." Below the text are two input fields: "Email Address:" and "Password:". At the bottom, there are two buttons: "Log In" and "Change Password".

4. Enter your email address and create a password. Once you register, you will receive a confirmation email from [listserv@princeton.edu](mailto:listserv@princeton.edu). Follow the link in the email to confirm your password.

**Register LISTSERV Password**

**Princeton faculty, staff, and students:** Please [log in](#) using your University password.

**Non-Princeton users:** Please enter your email address and the desired password, then click on the "Register Password" button. If you already had a LISTSERV password but cannot remember what it was, this procedure will automatically replace your existing password with the new one you will be entering below.

**Email Address:**

**Password:**

**Password (Again):**  (Verification)

5. Return to the original log in page at Subscribers Corner and log in using your email and password.
6. Navigate to the 'Email Lists' tab at the top of the page. Use the search bar on the right side of the page to search for lawrencesouples (one word).

LISTSERV 16.5
? [Preferences](#) [Log Out](#)

**LISTSERV Archives**

**LISTS.PRINCETON.EDU**

This LISTSERV server is located at LISTS.PRINCETON.EDU. Below you will find all lists that have been configured for public archiving. To access a specific list, simply click on the name of the list in the table. To find confidential or unlisted lists, type in the list name in the search box to the right. For lists that have been configured with an HTML description, you can get more information about the list by hovering the mouse over the list name.

[2-c][C-G] [g-I] [L-PAS] [PAV-PUA] [PUA-a] [T-y] [Next]

List Name	List Title
2014government	Class of 2014 Officers (1 Subscriber)
2dalum-announce	2D Alums Announcement E-list (214 Subscribers)
2dalum-talk	2D Coop Alums talk E-list (647 Subscribers)
ACSSPU_SUB	ACSSPU sub list (1 Subscriber)
Advertise-This	Advertise This - Princeton Marketing and Advertising Club - General LISTSERV (653 Subscribers)
aeelist	Experiential Education Listserv (883 Subscribers)
aix-1	IBM AIX Discussion List (471 Subscribers)
applicableTheory	applicable theory (12 Subscribers)
aquinas-05	Aquinas Catholic Fellowship (176 Subscribers)
arcaplistserv	Architecture Association of Princeton (76 Subscribers)
artofscience	ARTtoSCIENCE (177 Subscribers)

**Access Unlisted Lists**

**Options**

✖ [Log Out](#)  
\*\*\* [Change Password](#)

**Resources**

[About LISTSERV](#)  
[LISTSERV Documentation](#)

7. You will arrive at the lawrencesouples listserv homepage. Navigate to the 'Subscribe or Unsubscribe' button on the right side of the page.

 [LAWRENCEPOUSES Home Page](#)

[lawrencepouses@PRINCETON.EDU](#)

 [LISTSERV Archives](#)







LAWRENCEPOUSES

Listserv for Lawrence Apartment Spouses and Family Members.



You are not authorized to view the archives with the email address you used to log in.

Options

-  [Log Out](#)
-  [Change Password](#)
-  [Subscribe or Unsubscribe](#)
-  [Post New Message](#)
-  [Newsletter Templates](#)
-  [Preferences](#)

8. Fill in your name and click the 'Subscribe' button.

 [Subscribe or Unsubscribe to the LAWRENCEPOUSES List](#)

[lawrencepouses@PRINCETON.EDU](#)

 [LISTSERV Archives](#)  
[LAWRENCEPOUSES Home](#)

You are currently **not subscribed** to the LAWRENCEPOUSES list under your [hannah.k.rabb@gmail.com](mailto:hannah.k.rabb@gmail.com) address.

To join the list, fill in your name and click on the "Subscribe (LAWRENCEPOUSES)" button.

List Name:

Name:

Subscription Type  Regular [NODIGEST]  
 Digest (traditional) [NOMIME DIGEST]

9. You will receive another email from [listserv@princeton.edu](mailto:listserv@princeton.edu) to confirm your subscription. Follow the link in the email.

You are now subscribed to the Lawrence spouses listserv! Look forward to being included in all future communications from the Committee!